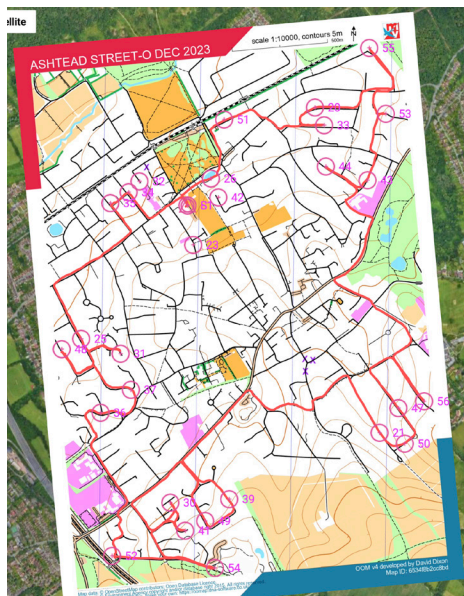


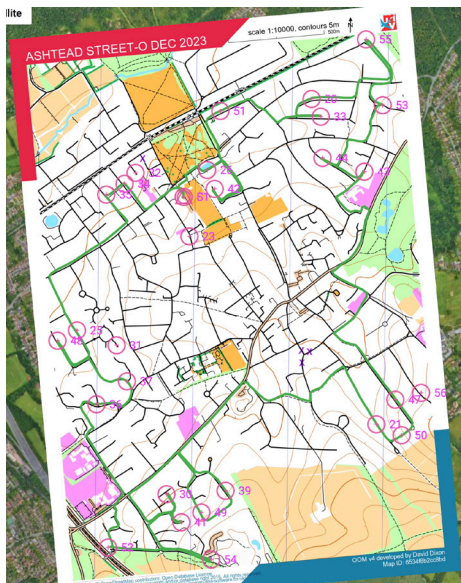
Ashtead Street-O December 2023 - A quick and dirty review

Having organised this fixture a few times, I had to do something 'a bit different.' I decided to group the controls in five areas (one adjacent to the start/finish, and the others more far-flung) - just to force the participants to make some fundamental choices. How many areas can you cover - and which ones do you decide to ignore? The points values in the groups were chosen to make them more-or-less equally attractive to 'bag,' to make the decisions harder. Several of the controls will have been familiar to previous participants, but hey, you also get to look at Ashtead's pretty lights (and some spectacular houses).

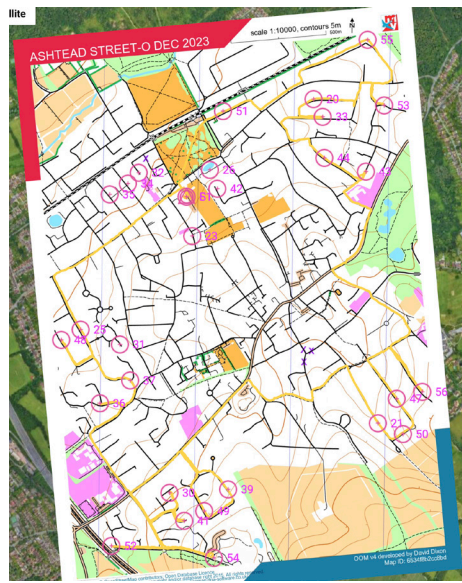
The routes chosen by the top three finishers were amazingly similar, with only minor differences - I guess that they must be close to the optimum route (each was close to 15km!). Tim's decision not to get 34 and 35 was a fateful one, I think.



Will Caruana - 1st

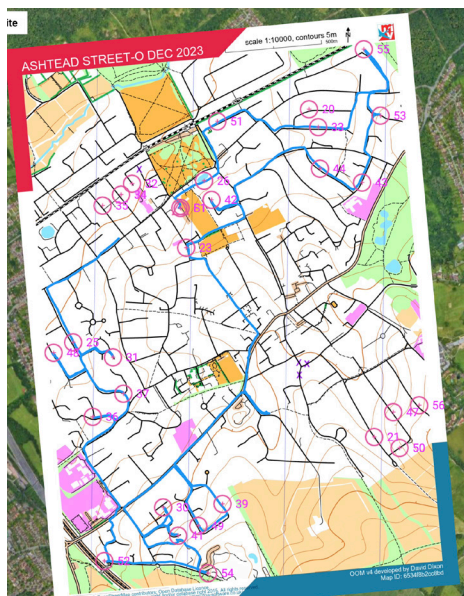


James Fraser - 2nd



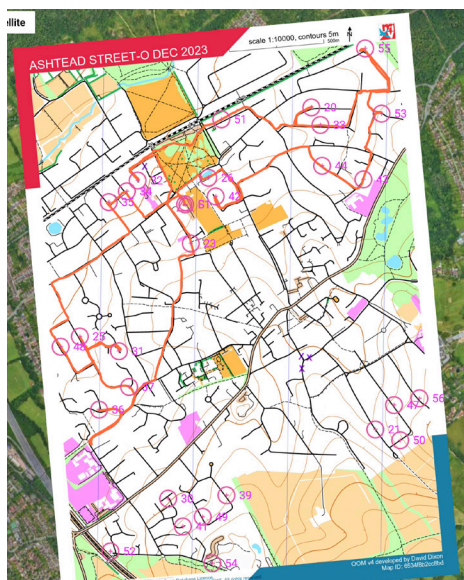
Tim Scarborough - 3rd

The top-ranked runner to ignore one of the groups entirely was Damian Hersey, who was 4th - with some smart route choices (although he also ducked out of the 'easy' 60 points for 34 and 35!).



Damian Hersey - 4th

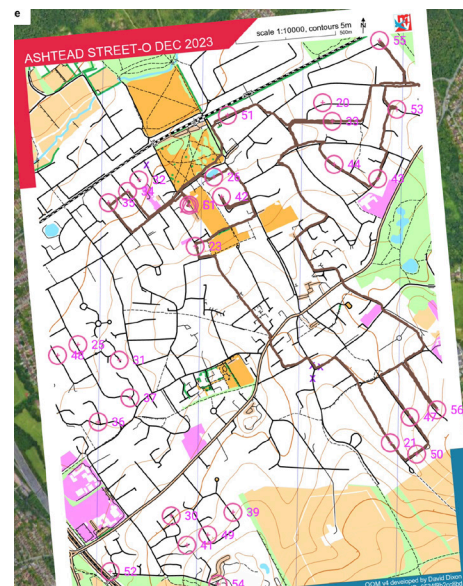
The top ranked runners who chose to only visit three of the groups were Phil Morgan and Justin Farhall - with near-identical routes and the same points total. Phil ran it six seconds faster, but since they were both back on time, they tie for the place.



Phil Morgan - 10th



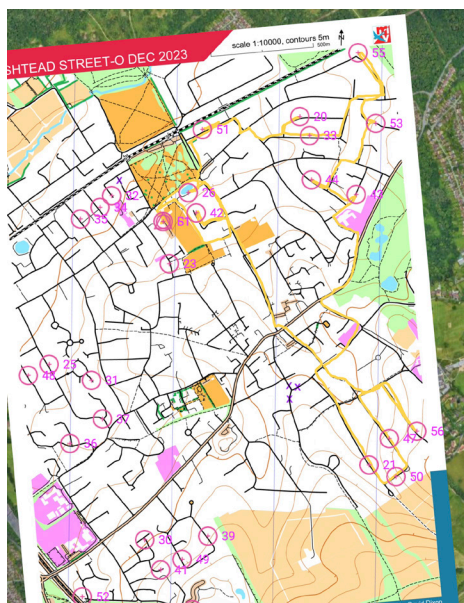
Justin Farhall - 10th



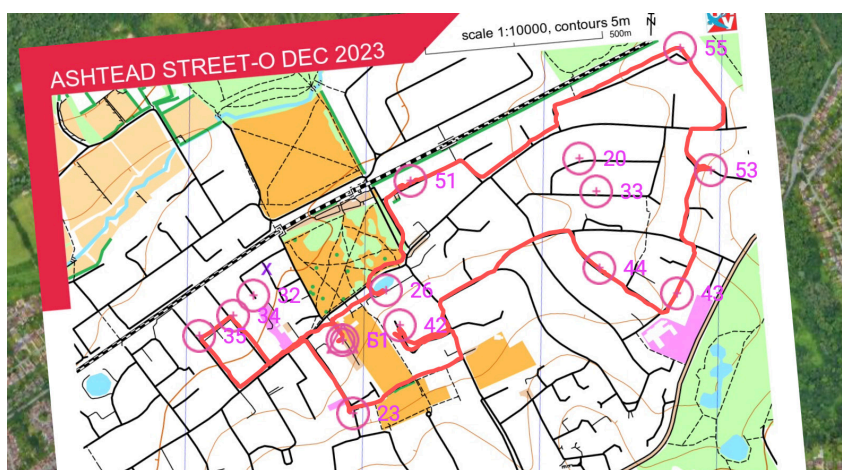
Nick Little - 12th

The next placed runner, Nick Little, a relative newbie, also chose to visit only three groups, but chose different groups, ignoring the western groups entirely. Interesting (and a tough ask to ascend the 'Ashtead Alps').

By my estimation, Harriet Lang was the highest-ranked runner to visit only two groups (apart from a few controls in the 'home' grouping). When designing the course, I imagined that only the 'completists' would visit the south-eastern grouping - but they seemed to attract reasonable traffic.



Harriet Lang - 18th?



Mike Elliot - 28th/1st!

My approach to orienteering is that to gain the points, you have to run - and the faster that you run, the more points you get (if you choose a smart route). This puts older and slower runners at a disadvantage, but, hey, that's life. We all had our chances, way back when.

However, there's a different metric that I like to look at (particularly now that I am not the fastest of runners any more) - that of points gained per kilometre run, which shows the efficiency of your chosen route. This does not take into account time taken (I use gross points, before deductions). The fastest runners are not always the most efficient - and on this metric, congratulations to Mike Elliot. As they say, many a good tune can be played on an old fiddle!

Position	Point/km position	Person	Distance	Net points	Gross points	Points/km
28	1	Mike Elliot	5.61	370	370	65.95365419
23	2	Sue Crickmore	7.24	450	450	62.15469613
1	3	William Caruana	14.84	880 (incl - 30)	910	61.32075472
33	4	Penny Marsh	5.59	340	340	60.82289803
25	5	Neil Frame	7.23	430	430	59.47441217
22	6	David Fisher	7.61	450	450	59.13272011
26	7	Bob Reed	6.77	400	400	59.08419498
11	8	Justin Farhall	10.2	600	600	58.82352941
2	9	James Fraser	15	840 (incl - 30)	870	58
4	10	Damien Hersey	13.7	730 (incl - 60)	790	57.66423358
6	11	Alex Kendall	11.92	660	660	55.36912752
7	12	Mark Bowden	11.92	660	660	55.36912752
8	13	Neil Crickmore	11.78	650	650	55.17826825
10	14	Philip Morgan	11	600	600	54.54545455
19	15	Mo Fitzpatrick	8.81	480	480	54.48354143
27	16	David Float	6.81	370	370	54.3318649
24	17	Sarah Massey	8.3	450	450	54.21686747
17	18	Tony Garton	9.3	500	500	53.76344086
3	19	Tim Scarbrough	15.07	770 (incl - 30)	800	53.08560053
29	20	Helen Murphy	8.5	360 (incl - 90)	450	52.94117647
5	21	Tom Davies	13.64	720	720	52.78592375
20	22	Ben Toogood	9.31	460 (incl - 30)	490	52.63157895
21	23	Mirella Genziani	8.64	450	450	52.08333333
30	24	Angela Greenwood	6.76	350	350	51.77514793
18	25	Harriet Lang	9.8	500	500	51.02040816
13	26	Alex Marr	12.08	550 (incl - 60)	610	50.49668874
34	27	Vicki Garton	9	330 (incl - 120)	450	50
15	28	Ed Greenhalgh	11.69	520 (incl - 60)	580	49.6150556
9	29	Bobby Beale	12.82	630	630	49.14196568
36	30	Liz Storey	9.47	160 (incl - 300)	460	48.57444562
31	31	Catriona Pursell	7.27	350	350	48.14305365
12	32	Nick Little	11.64	560	560	48.10996564
16	33	Dan Martyn	11.3	510	510	45.13274336
35	34	Fuller Tegan	6.53	290	290	44.41041348
14	35	Jonny Major	13.15	520 (incl - 60)	580	44.10646388
32	36	Jessica Jones	8.31	350	350	42.1179302

Next year's event will have to come up with something new. Time to put the thinking cap on.

Merry Christmas to you all, and Happy New Year!

Rob McCaffrey - MVOC